



CAPTURE

All your motion detection needs. Captured.



Grade 2 wired | ceiling mount models

A security system is only as good as its ability to detect. Your reputation, your business, your future, and your customers' wellbeing, all depends on making the right choice of motion detection.

Texecom's new range of motion detectors, Capture, is our highest performing, most reliable, easiest to install range of detectors, ever. Grade 2 wired ceiling mount detectors offer a choice of omni-directional quad PIR or dual technology devices.

CQ - Ceiling Mount Quad PIR

- 9.3m / 360° coverage
- Quad element pyro
- Optional Low sensitivity mode
- EN50131-2-2 Grade 2



CD - Ceiling Mount Quad Dual Tech

- 9.3m / 360° coverage
- Quad element pyro
- Low sensitivity / Dual tech / CloakWise modes
- EN50131-2-4 Grade 2



Installer details:

capture.texe.com

Texecom

Outstanding catch performance

Texecom's design team started with the perfect optical geometry for motion sensing, and developed a beautiful minimalist low-profile design that celebrates, rather than hides, its optical prowess.

All Capture ceiling mount models use omni-directional quad element PIR sensing for true 360° pickup.

Compliant coverage

Unlike many other manufacturers, the entire coverage pattern is independently certified to EN50131-2.



Model	Part Number	Description	Mounting	EN Grade	Compliance	Options	Pyro	Microwave Range	Coverage	Mounting Height	LED
CQ	AKF-0001	Ceiling Mount Quad PIR	Ceiling	G2	EN50131-2-2	LW	Quad	9.3m	360°	2.4m - 3.6m	Cyan
CD	AKG-0001	Ceiling Mount Quad Dual Tech	Ceiling	G2	EN50131-2-4	LW, CW, DT	Quad	9.3m	360°	2.4m - 3.6m	Tri-Colour

Options key: LW = Low Sensitivity mode CW = CloakWise mode DT = Dual Technology mode

Reliability you can depend on


Texecom understand that reliability underpins the fundamental trust in an intrusion alarm system and has developed the Capture range to be our most reliable, most resilient, most robust and most trustworthy range of motion detectors, to date.



Automatic sensitivity adjustment



Digital temperature compensation



Active white light rejection



Ceiling mount cover



Built in EOL resistors




Adjustable terminal block

Install in seconds

Speed up your installations and spend less time installing devices. Capture has been designed with the installer in mind and includes a host of installer-friendly features, making installation and commissioning a doddle.

Applications


Capture motion detectors excel in a wide variety of professional security applications.



Office



Retail



Healthcare

For technical specs, see the manual via the TexecomPro mobile app. Visit pro.texe.com for more info.

