



COLLINGWOOD
LIGHTING



With PIR sensor

FEATURES & BENEFITS

- First mount, detachable circular bracket for speed of install
- Total flexibility with a unique 360° rotation
- Flicker free for visual comfort and added security when used alongside CCTV
- High efficacy – up to 115lm/W
- Black cast aluminium body for a contemporary design
- PIR with override function for extra versatility
- Standard version IP65
PIR version IP44
- PIR sensor will trigger 2m - 8m

FL01

10W colour switchable floodlight

Colour switchable via a switch on rear of product
 IP65* Ideal for use outdoors
 PIR sensor option available
 100lm/W High efficacy
 3-year extended warranty available

120°
 10W
 240V
 180°
 360°
 <45°C
 <40°C
 440g
 25,000h
 6SDCM

* IP65 for non-PIR sensor options only, PIR options are IP44. † PIR option weight 480g

PHOTOMETRICS @ 25°C

Colour	Beam angle	Product code	CRI	lm	lm/W	lx at 1m
6500K†	120°	FL01BXCS	>80Ra	1100	110	463
4000K†	120°		>80Ra	1150	115	484
3000K†	120°		>80Ra	1000	100	421

PIR SENSOR OPTION PHOTOMETRICS @ 25°C

Colour	Beam angle	Product code	CRI	lm	lm/W	lx at 1m
6500K†	120°	FL01BPCS	>80Ra	1100	110	463
4000K†	120°		>80Ra	1150	115	484
3000K†	120°		>80Ra	1000	100	421

†CCT is selected by a switch on the rear of the product

GENERAL

Construction material	Black painted cast aluminium
Inrush current	10A 0.262ms

WIRING

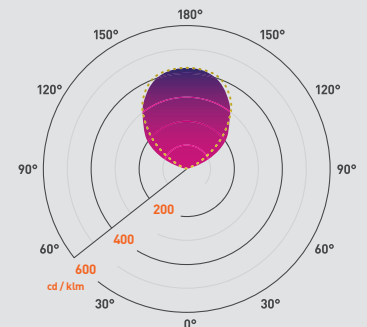
Cable / flying lead	1000mm Ø7mm, H05RN-F3-core
Type of wiring required	Parallel (mains) 220-240V AC 50/60Hz

LED DRIVERS

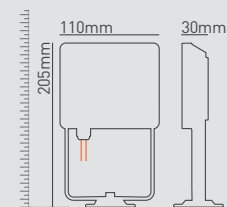
Product code	mA	Dimming	Bathroom zone	Min	Max
N/A (integrated SELV driver)	-	No	-	-	-

ACCESSORIES

Product code	Description
There are currently no accessories associated with this product	



4000K C0/C180 / 4000K C90/C270
Additional diagrams available at collingwoodlighting.com



This luminaire contains built-in LED lamps.

The lamps cannot be changed in the luminaire.

LED

874/2012



COLLINGWOOD
LIGHTING



With PIR sensor

FEATURES & BENEFITS

- First mount, detachable circular bracket for speed of install
- Total flexibility with a unique 360° rotation
- Flicker free for visual comfort and added security when used alongside CCTV
- High efficacy – up to 115lm/W
- Black cast aluminium body for a contemporary design
- PIR with override function for extra versatility
- Standard version IP65
PIR version IP44
- PIR sensor will trigger 2m - 8m

FL02

20W colour switchable floodlight

- CS** Colour switchable via a switch on rear of product
- IP65*** Ideal for use outdoors
- PIR** PIR sensor option available
- 100lm/W+** High efficacy
- 3** 3-year extended warranty available

- 120°
- 20W
- 240V
- 180°
- 360°
- <45°C
- ±40°C
- 580g†
- 25,000h
- 6SDCM

* IP65 for non-PIR sensor options only, PIR options are IP44. † PIR option weight 620g

PHOTOMETRICS @ 25°C

Colour	Beam angle	Product code	CRI	lm	lm/W	lx at 1m
6500K‡	120°	FL02BXCS	>80Ra	2200	110	943
4000K‡	120°		>80Ra	2300	115	986
3000K‡	120°		>80Ra	2000	100	858

PIR SENSOR OPTION PHOTOMETRICS @ 25°C

Colour	Beam angle	Product code	CRI	lm	lm/W	lx at 1m
6500K‡	120°	FL02BPCS	>80Ra	2200	110	943
4000K‡	120°		>80Ra	2300	115	986
3000K‡	120°		>80Ra	2000	100	858

‡ CCT is selected by a switch on the rear of the product

GENERAL

Construction material	Black painted cast aluminium
Inrush current	11A 0.474ms

WIRING

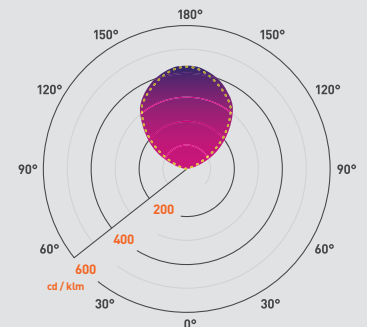
Cable / flying lead	1000mm Ø7mm, H05RN-F3-core
Type of wiring required	Parallel (mains) 220-240V AC 50/60Hz

LED DRIVERS

Product code	mA	Dimming	Bathroom zone	Min	Max
N/A (integrated SELV driver)	-	No	-	-	-

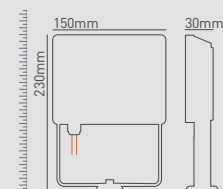
ACCESSORIES

Product code	Description
There are currently no accessories associated with this product	



4000K C0/C180 / 4000K C90/C270

Additional diagrams available at collingwoodlighting.com



This luminaire contains built-in LED lamps.

A++

A+

A

C

D

E

}

LED

The lamps cannot be changed in the luminaire.

874/2012



COLLINGWOOD
LIGHTING



FEATURES & BENEFITS

- > First mount, detachable circular bracket for speed of install
- > Total flexibility with a unique 360° rotation
- > Flicker free for visual comfort and added security when used alongside CCTV
- > High efficacy – up to 107lm/W
- > Black cast aluminium body for a contemporary design
- > PIR with override function for extra versatility
- > Standard version IP65
PIR version IP44
- > PIR sensor will trigger 2m - 8m

FL03

30W colour switchable floodlight

Colour switchable via a switch on rear of product
 IP65* Ideal for use outdoors
 PIR sensor option available
 100lm/W High efficacy
 3-year extended warranty available

120°
 30W
 240V
 180°
 360°
 55°C
 40°C
 590g
 25,000h
 6SDCM

* IP65 for non-PIR sensor options only, PIR options are IP44. † PIR option weight 630g

PHOTOMETRICS @ 25°C

Colour	Beam angle	Product code	CRI	lm	lm/W	lx at 1m
6500K†	120°	FL03BXCS	>80Ra	3000	100	1280
4000K†	120°		>80Ra	3200	107	1366
3000K†	120°		>80Ra	2800	93	1195

PIR SENSOR OPTION PHOTOMETRICS @ 25°C

Colour	Beam angle	Product code	CRI	lm	lm/W	lx at 1m
6500K†	120°	FL03BPCS	>80Ra	3000	100	1280
4000K†	120°		>80Ra	3200	107	1366
3000K†	120°		>80Ra	2800	93	1195

†CCT is selected by a switch on the rear of the product

GENERAL

Construction material	Black painted cast aluminium
Inrush current	30A 0.004ms

WIRING

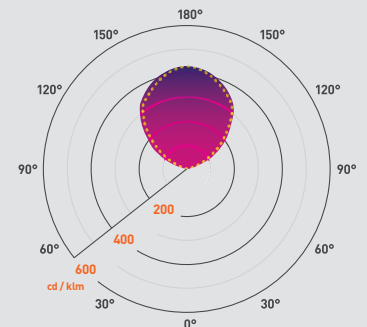
Cable / flying lead	1000mm Ø7mm, H05RN-F3-core
Type of wiring required	Parallel (mains) 220-240V AC 50/60Hz

LED DRIVERS

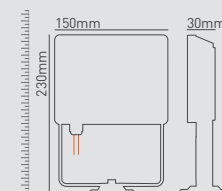
Product code	mA	Dimming	Bathroom zone	Min	Max
N/A (integrated SELV driver)	-	No	-	-	-

ACCESSORIES

Product code	Description
There are currently no accessories associated with this product	



4000K C0/C180 / 4000K C90/C270
Additional diagrams available at collingwoodlighting.com



This luminaire contains built-in LED lamps.

The lamps cannot be changed in the luminaire.

874/2012



COLLINGWOOD
LIGHTING



FEATURES & BENEFITS

- > First mount, detachable circular bracket for speed of install
- > Total flexibility with a unique 360° rotation
- > Flicker free for visual comfort and added security when used alongside CCTV
- > High efficacy – up to 112lm/W
- > Black cast aluminium body for a contemporary design
- > PIR with override function for extra versatility
- > Standard version IP65
PIR version IP44
- > PIR sensor will trigger 2m - 8m

FL05

50W colour switchable floodlight



Colour switchable via a switch on rear of product



Ideal for use outdoors



PIR sensor option available



High efficacy



3-year extended warranty available



* IP65 for non-PIR sensor options only, PIR options are IP44. † PIR option weight 1250g

PHOTOMETRICS @ 25°C

Colour	Beam angle	Product code	CRI	lm	lm/W	lx at 1m
6500K†	120°	FL05BXCS	>80Ra	5100	102	2230
4000K†	120°		>80Ra	5600	112	2449
3000K†	120°		>80Ra	5000	100	2230

PIR SENSOR OPTION PHOTOMETRICS @ 25°C

Colour	Beam angle	Product code	CRI	lm	lm/W	lx at 1m
6500K†	120°	FL05BPCS	>80Ra	5100	102	2230
4000K†	120°		>80Ra	5600	112	2449
3000K†	120°		>80Ra	5000	100	2230

†CCT is selected by a switch on the rear of the product

GENERAL

Construction material	Black painted cast aluminium
Inrush current	28A 0.013

WIRING

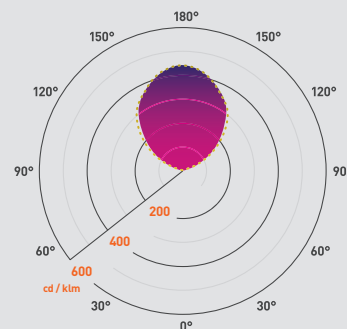
Cable / flying lead	1000mm Ø7mm, H05RN-F3-core
Type of wiring required	Parallel (mains) 220-240V AC 50/60Hz

LED DRIVERS

Product code	mA	Dimming	Bathroom zone	Min	Max
N/A (integrated SELV driver)	-	No	-	-	-

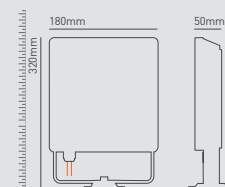
ACCESSORIES

Product code	Description
There are currently no accessories associated with this product	



4000K C0/C180 / 4000K C90/C270

Additional diagrams available at collingwoodlighting.com



This luminaire contains built-in LED lamps.

The lamps cannot be changed in the luminaire.

LED

A++
A+
A
C
D
E

874/2012



COLLINGWOOD
LIGHTING



FEATURES & BENEFITS

- › First mount, detachable circular bracket for speed of install
- › Total flexibility with a unique 360° rotation
- › Flicker free for visual comfort and added security when used alongside CCTV
- › High efficacy – up to 118lm/W
- › Black cast aluminium body for a contemporary design

FL10

100W colour switchable floodlight

Colour switchable via a switch on rear of product
 IP65* Ideal for use outdoors
 PIR sensor option available
 100lm/W High efficacy
 3-year extended warranty available

120°
 100W
 240V
 180°
 360°
 -60°C
 $+40^{\circ}\text{C}$
 2100g
 25,000h
 6SDCM

PHOTOMETRICS @ 25°C

Colour	Beam angle	Product code	CRI	lm	lm/W	lx at 1m
6500K†	120°	FL10BXCS	>80Ra	10970	110	4575
4000K†	120°		>80Ra	11810	118	4926
3000K†	120°		>80Ra	10250	103	4275

†CCT is selected by a switch on the rear of the product

GENERAL

Construction material	Black painted cast aluminium
Inrush current	75A 0.005

WIRING

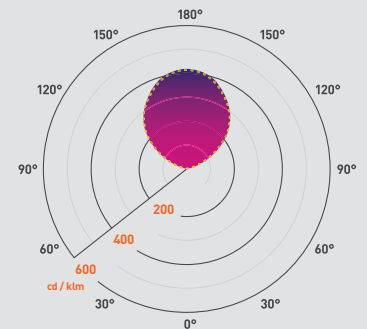
Cable / flying lead	1000mm Ø7mm, H05RN-F3-core
Type of wiring required	Parallel (mains) 220-240V AC 50/60Hz

LED DRIVERS

Product code	mA	Dimming	Bathroom zone	Min	Max
N/A (integrated SELV driver)	-	No	-	-	-

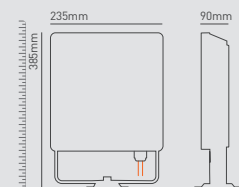
ACCESSORIES

Product code	Description
There are currently no accessories associated with this product	



4000K C0/C180 / 4000K C90/C270

Additional diagrams available at collingwoodlighting.com



This luminaire contains built-in LED lamps.
 Energy efficiency scale showing A++ (green), A+ (light green), A (yellow-green), C (yellow), D (orange), and F (red).
 LED

The lamps cannot be changed in the luminaire.

874/2012