

NEW

Toughbay™ Pro

200W / 150W / 100W (5700K)

- Plug and play Microwave and PIR module options available
- Wattage selectable via a simple switch, 200W/150W/100W
- Available in 60°, 90° and 120° beam angles
- 1-10V dimmable as standard
- Remote control available to control PIR on/off, MW on/off and MW step dim (LEV71808)
- Ultra efficient, up to 150 Lumens per circuit Watt
- IP65 emergency option with wide 130° angle
- Surface mount bracket also available
- 5-year warranty including 1 year on-site



Rating



Class 1



Wattage switchable



82



Warranty*



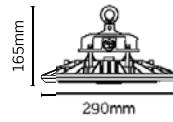
On-site



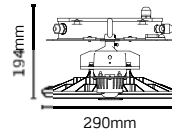
Beam options



Emergency options



Standard



Emergency

CODE	DESCRIPTION	COL TEMP.	DIM.	WATT	LUMENS
JC040212	Toughbay Pro 60° 1-10V Dimmable	5700K	Yes	200W/150W/100W	Up to 27,000
JC040213	Toughbay Pro 60° 1-10V Dimmable Self-Test Emergency	5700K	Yes	200W/150W/100W	Up to 27,000
JC040214	Toughbay Pro 90° 1-10V Dimmable	5700K	Yes	200W/150W/100W	Up to 27,000
JC040215	Toughbay Pro 90° 1-10V Dimmable Self-Test Emergency	5700K	Yes	200W/150W/100W	Up to 27,000
JC040216	Toughbay Pro 120° 1-10V Dimmable	5700K	Yes	200W/150W/100W	Up to 27,000
JC040217	Toughbay Pro 120° 1-10V Dimmable Self-Test Emergency	5700K	Yes	200W/150W/100W	Up to 27,000
JC040224**	Surface Mount bracket for Toughbay Pro	-	-	-	-
JC040225	Surface Mount bracket for Toughbay Pro Emergency	-	-	-	-
JC040226	Toughbay Pro Polycarbonate Prismatic Reflector	-	-	-	-
LEV71950	Toughbay Pro PIR Dim Sensor IP65	-	-	-	-
LEV71951	Toughbay Pro Microwave Dim Sensor IP65	-	-	-	-
LEV71808	Remote control for Toughbay Pro MW and PIR sensors	-	-	-	-

Body: Aluminium. Lens: Polycarbonate. Bracket: Steel.

**JC040224 mount bracket not suitable for use with emergency or microwave step dim versions.

*For fast support, register at jcc.co.uk/warranty, or contact warranty@jcc.co.uk with your proof of purchase. 2 year warranty on batteries for emergency variants. Terms & Conditions apply.

Toughbay™ Pro

200W / 150W / 100W (4000K)

NEW

- Plug and play Microwave and PIR module options available
- Wattage selectable via a simple switch, 200W/150W/100W
- Available in 60°, 90° and 120° beam angles
- 1-10V dimmable as standard
- Remote control available to control PIR on/off, MW on/off and MW step dim (LEV71808)
- Ultra efficient, up to 150 Lumens per circuit Watt
- IP65 emergency option with wide 130° angle
- Surface mount bracket also available
- 5-year warranty including 1 year on-site



Rating



Class 1



Wattage switchable



CRI: Ra



Warranty*



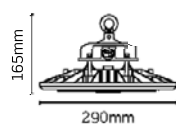
On-site



Beam options

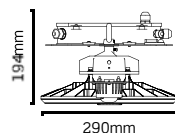


Emergency options



290mm

Standard



290mm

Emergency

CODE	DESCRIPTION	COL TEMP.	DIM.	WATT	LUMENS
JC040218	Toughbay Pro 60° 1-10V Dimmable	4000K	Yes	200W/150W/100W	Up to 26,000
JC040219	Toughbay Pro 60° 1-10V Dimmable Self-Test Emergency	4000K	Yes	200W/150W/100W	Up to 26,000
JC040220	Toughbay Pro 90° 1-10V Dimmable	4000K	Yes	200W/150W/100W	Up to 26,000
JC040221	Toughbay Pro 90° 1-10V Dimmable Self-Test Emergency	4000K	Yes	200W/150W/100W	Up to 26,000
JC040222	Toughbay Pro 120° 1-10V Dimmable	4000K	Yes	200W/150W/100W	Up to 26,000
JC040223	Toughbay Pro 120° 1-10V Dimmable Self-Test Emergency	4000K	Yes	200W/150W/100W	Up to 26,000
JC040224**	Surface Mount bracket for Toughbay Pro	-	-	-	-
JC040225	Surface Mount bracket for Toughbay Pro Emergency	-	-	-	-
JC040226	Toughbay Pro Polycarbonate Prismatic Reflector	-	-	-	-
LEV71950	Toughbay Pro PIR Dim Sensor IP65	-	-	-	-
LEV71951	Toughbay Pro Microwave Dim Sensor IP65	-	-	-	-
LEV71808	Remote control for Toughbay Pro MW and PIR sensors	-	-	-	-

Body: Aluminium. **Lens:** Polycarbonate. **Bracket:** Steel.

**JC040224 mount bracket not suitable for use with emergency or microwave step dim versions.